



VENUSLEGACY

THE ADVANCED
SOLUTION FOR
CHALLENGING
AESTHETICS



✓ ADVANCED SAFETY FEATURES

✓ EASY TO USE

✓ HIGHER RETURN ON INVESTMENT

✓ TECHNOLOGY IS SAFE FOR ALL SKIN TYPES

The highly advanced non-invasive medical device that effectively resolves challenging face and body aesthetic needs, such as non-surgical circumferential reduction*, cellulite reduction*, skin tightening*, and wrinkle reduction*. Treatments are comfortable with no downtime and the technology is safe for all skin types. Venus Legacy™ is powered by proprietary (MP)² technology and features the cutting-edge VariPulse™ technology, which enhances the lipolysis effects of radio frequency, temporarily increases blood circulation, and stimulates lymphatic drainage.¹

✔ **NON-INVASIVE TREATMENTS FOR CHALLENGING AESTHETIC NEEDS**

Venus Legacy™ slims the body*, reduces cellulite and wrinkles, and tightens lax skin* on the face and body.

✔ **ADVANCED TECHNOLOGY FOR VISIBLE RESULTS**

Cutting-edge VariPulse™ technology with vacuum and Real-Time Thermal Feedback ensure utmost patient comfort with noticeable results.

✔ **COMFORTABLE, NO DOWNTIME & SAFE FOR ALL SKIN TYPES**

Radio frequency technology is proven to be safe for all skin types.² Treatments are comfortable with no downtime.

✔ **HIGHER RETURN ON INVESTMENT**

Venus Concept's unique business model ensures a lower risk and higher return on ownership.





(MP)² TECHNOLOGY

Venus Legacy™ is powered by industry-unique (MP)² technology, which is the synergistic combination of Multi-Polar Radio Frequency (RF) and Pulsed Electro Magnetic Fields (PEMF).

MULTI-POLAR RADIO FREQUENCY

Multi-Polar Radio Frequency (RF) uses a unique algorithm to deliver more homogeneous heating to multiple tissue depths, allowing for faster buildup of heat and easier maintenance of the therapeutic temperature. This promotes efficacy and enhances patient safety. With homogeneous heating, there is also no need for topical cooling agents and patients report and enjoyable treatment experience.




PULSED ELECTRO MAGNETIC FIELDS

The effect of Multi-Polar RF is enhanced by Pulsed Electro Magnetic Fields (PEMF), a non-thermal technology emitted through the applicator's electrodes. PEMF has been proven effective in triggering regenerative processes in the skin³ and has been used in conventional medicine for decades.



THE SYNERGISTIC EFFECT OF MULTI-POLAR RF AND PEMF

(MP)² synergistically increases collagen production through two independent mechanisms. Multi-Polar RF (thermal) and PEMF (non-thermal). The RF directly stimulates fibroblasts, while PEMF induces fibroblast proliferation through the release of the growth factor FGF-2.⁴ Together, they work to increase collagen synthesis. (MP)² is proven and effective in remodeling of collagen for skin tightening and the creation of new capillaries, which renews blood supply.



HOW IT WORKS



APPLICATORS

Venus Legacy™ features four applicators: OctiPolar™ and 4D Body for larger areas, and DiamondPolar™ and 4D Face for smaller areas. All four of these lightweight, ergonomically designed applicators are powered by the proprietary (MP)² technology. The OctiPolar™ and DiamondPolar™ applicators are most suited for skin tightening* and wrinkle reduction*. The 4D Body and 4D Face applicators are equipped with the novel VariPulse™ technology, which makes them effective for circumferential reduction* and cellulite reduction*

DIAMONDPOLAR™ & OCTIPOLAR™ APPLICATORS



DIAMONDPOLAR™



OCTIPOLAR™

4D BODY APPLICATOR

The 4D Body applicator is designed with a multi-dimensional RF and PEMF energy matrix that can target specific treatment areas from multiple directions and positions to effectively shrink fat cells and induce cellulite reduction. It has an innovative dual multi-polar electrode crown design, where the outer flat crown constantly controls the electro-thermal volumetric heating, while the inner deep tetra-polar crown provides intermittent vacuum-assisted electro-thermal selective heating. The unique array of eight electrodes with up to 7.5 cm distance between them provides a large spot size that allows for faster treatments. This distance, combined with the VariPulse™ technology, delivers a significant depth of penetration of up to 4.5 cm for a greater effect on fat, therefore delivering excellent results.



4D FACE APPLICATOR

The 4D Face applicator possesses all the unique technological features and benefits of the 4D Body applicator, but in a smaller configuration. It is designed to treat smaller areas of the body and enables operators to easily access hard-to-reach areas, such as around the cheekbones and neck.



* Temporary circumferential reduction and skin tightening are approved indications in Canada. In the U.S., Venus Legacy™ is cleared for temporary reduction in the appearance of cellulite and the treatment of moderate to severe facial wrinkles and rhytides in females with Fitzpatrick skin types I-IV.

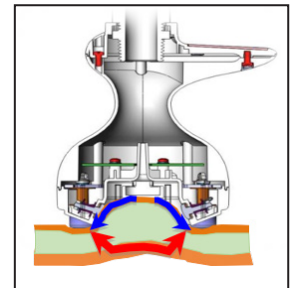
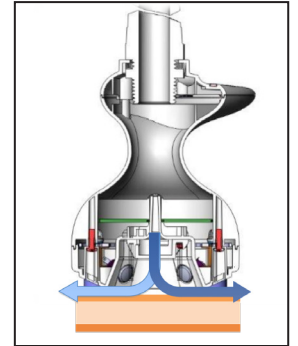
HOW IT WORKS



ADVANCED TECHNOLOGIES

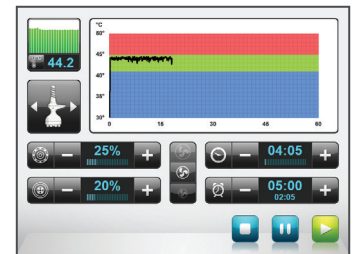
VARIPULSE™ TECHNOLOGY

Venus Legacy™ utilizes the proprietary and advanced VariPulse™ technology. It is integrated in the 4D Body and 4D Face applicators. VariPulse™ is an adjustable pulsed suction that facilitates deep energy penetration. It enhances the penetration and effects of RF energy by improving the contact surface between electrodes and tissue, thereby improving RF coupling and heat delivery. VariPulse™ also functions to temporarily improve local blood circulation. VariPulse™ technology enables Venus Legacy™ to effectively address more challenging aesthetic concerns, like localized fat deposits and cellulite. With the vacuum of VariPulse™, the operator can reach a higher, more therapeutically effective temperature faster and maintain it throughout the session (especially on large areas of the body), while keeping the treatment comfortable for the patient. This innovative technology ensures utmost patient comfort and leads to highly noticeable results.



REAL-TIME THERMAL FEEDBACK

All four Venus Legacy™ applicators are equipped with integrated sensors that provide real-time thermal feedback, allowing for easy, immediate, and continuous monitoring of the skin's temperature profile. This feature makes Venus Legacy™ very easy to use and therefore highly delegable. It enhances safety and comfort for the patient, and can lead to more consistent and predictable clinical outcomes.



DELIVERING THE RESULTS



Courtesy of Synergy Aesthetics and Wellness
Results after 10 treatments



Courtesy of Venus Concept
Results after 8 treatments



Courtesy of Younger Body MediSpa
Results after 5 treatments



Courtesy of Martin Ray, MD
Results after 8 treatments



Courtesy of Gitit Zucker, MD
Results after 10 treatments

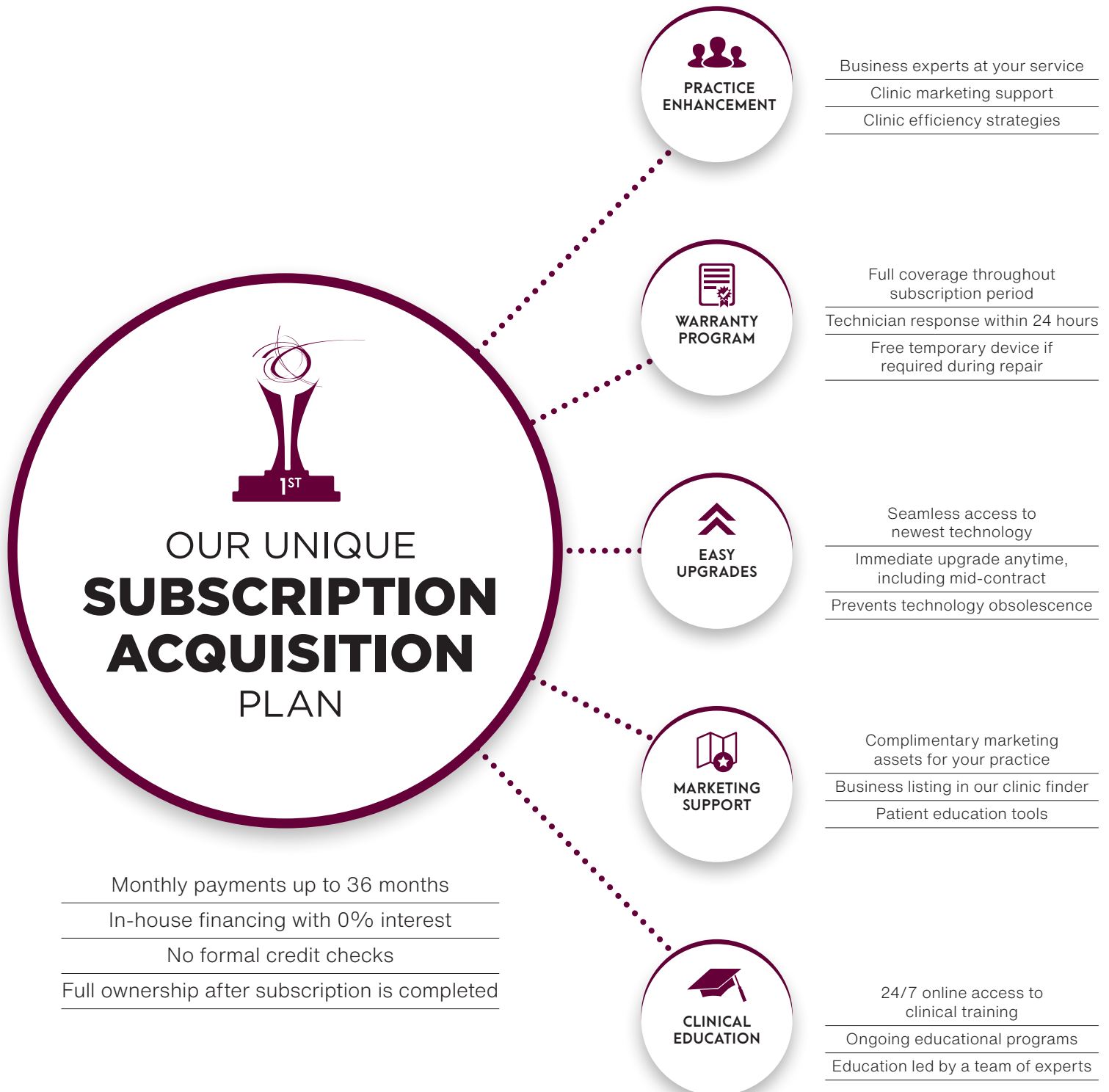


Courtesy of Beach Grove Laser
Results after 5 treatments

INNOVATION. PARTNERSHIP. SUCCESS.

Innovative Technology Powered by a Unique Business Model

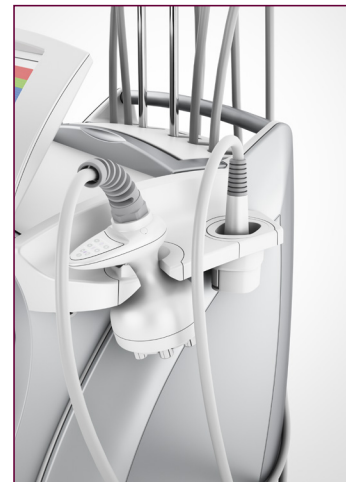

When you choose Venus Legacy™, you partner with Venus Concept and enjoy the benefits of our industry-unique business model, which includes:



DEVICE SPECIFICATIONS

TECHNICAL SPECIFICATIONS

Input Voltage	100/120/240V~, 670 VA, 50/60 Hz
Output RF Frequency	1 MHz
Fuse	T10A, 250V
Max. RF Output Power	Up to 150 Watts
(MP) ² Applicators	DiamondPolar™ Applicator (LF1) with Integrated Thermometer
	OctiPolar™ Applicator (LB1) with Integrated Thermometer
	4D Face Applicator (LF2) with Integrated Thermometer (4 suction levels)
	4D Body Applicator (LB2) with Integrated Thermometer (4 suction levels)
Output Voltage	Up to 130V @ Rated Load
Magnetic Pulse Frequency	15 Hz
Magnetic Field	Up to 15 Gauss
Dimensions	40 cm x 40 cm x 100 cm / 15.75 in x 15.75 in x 39.37 in (D x W x H)
Weight	40 kg / 88.2 lb



Corporate Office: 235 Yorkland Blvd, Suite 900 | Toronto, ON, M2J 4Y8

USA Office: 1880 N Commerce Pkwy., Ste 2 | Weston, FL 33326

Tel: 888-907-0115 Visit us at venusconcept.com



¹ Wanitphakdeedecha, R., & Manuskitti, W. (2006). Treatment of cellulite with a bipolar radiofrequency, infrared heat, and pulsatile suction device: a pilot study. *Journal of Cosmetic Dermatology*, 5(4), 284-288.

² Alexis, A. (2013). Lasers and light-based therapies in ethnic skin: Treatment options and recommendations for Fitzpatrick skin types V and VI. *British Journal of Dermatology*, 169, 91-97. doi:10.1111/bjd.12526

³ Soda, A., Ikehara, T., Kinouchi, Y., & Yoshizaki, K. (2008). Effect of exposure to an extremely low frequency-electromagnetic field on the cellular collagen with respect to signaling pathways in osteoblast-like cells. *The Journal of Medical Investigation*, 55 3-4, 267-78.

⁴ Callaghan, M. J., Chang, E. I., Seiser, N., Aarabi, S., Ghali, S., Kinnucan, E. R., . . . Gurtner, G. C. (2008). Pulsed Electromagnetic Fields Accelerate Normal and Diabetic Wound Healing by Increasing Endogenous FGF-2 Release. *Plastic and Reconstructive Surgery*, 121(1), 130-141. doi:10.1097/01.prs.0000293761.27219.84